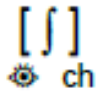


Les ceintures d'autonomie - Mots croisés

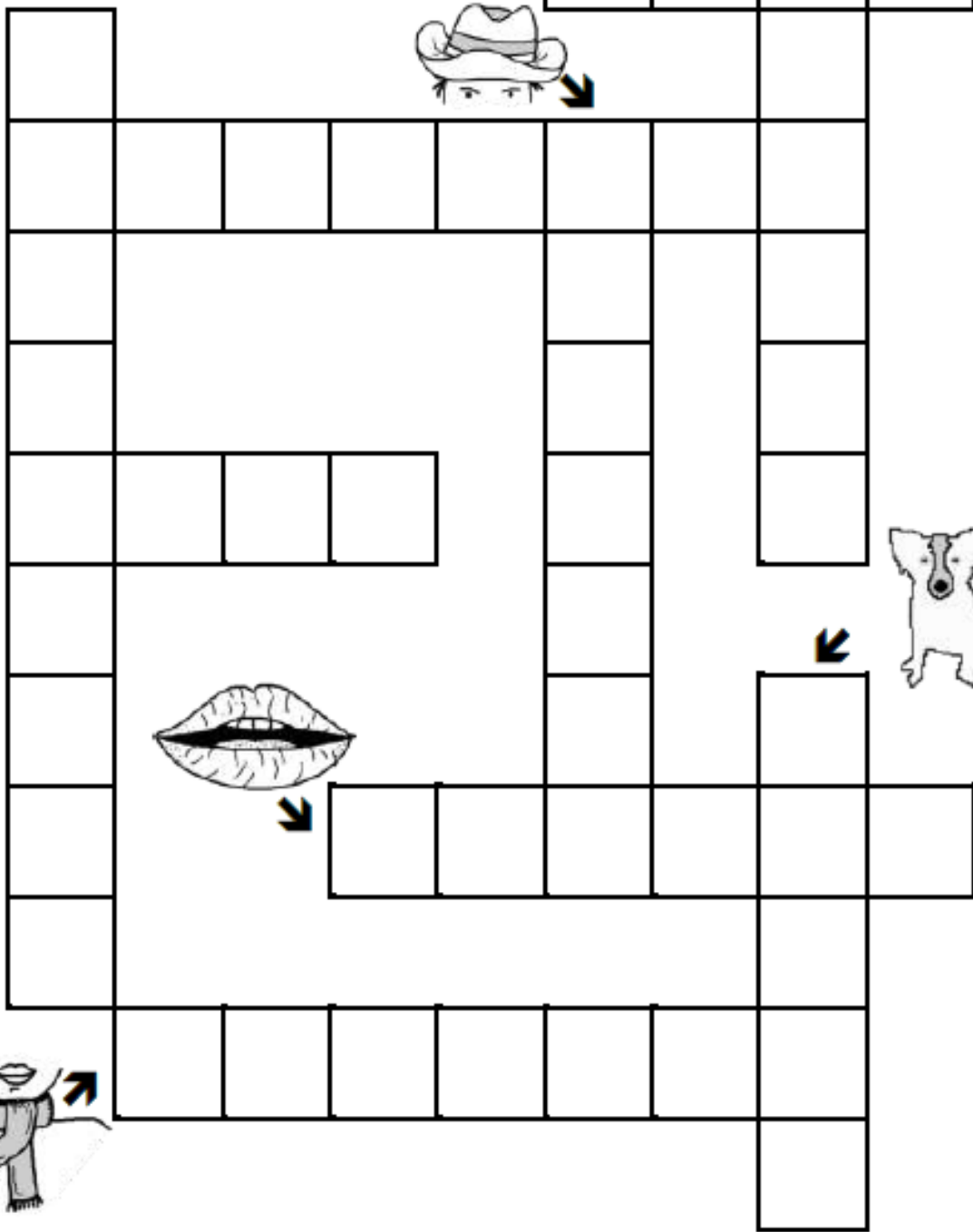


LECTURE

Mots fléchés



Complète la grille.



Les ceintures d'autonomie - Mots croisés



LECTURE

Mots fléchés

[f]
f - ff - ph

Complète la grille.

The crossword puzzle grid is 10 columns wide and 10 rows high. The starting points for the words are as follows:

- Row 2, Column 1: Jam jar
- Row 2, Column 2: Onion
- Row 2, Column 3: Witch
- Row 3, Column 1: Hourglass
- Row 4, Column 2: Flower
- Row 5, Column 1: Dice
- Row 6, Column 6: Ant
- Row 7, Column 4: Trees
- Row 8, Column 1: Ghost

Les ceintures d'autonomie - Mots croisés



LECTURE

Mots fléchés

[3]
g-j

Complète la grille.

The crossword puzzle grid is composed of empty cells. The following illustrations are placed around the grid with arrows indicating the starting point and direction of the word:

- Cloud:** Top left, arrow pointing down.
- Giraffe:** Top center, arrow pointing left.
- Candle:** Top right, arrow pointing left.
- Flower:** Middle left, arrow pointing right.
- Newspaper:** Middle left, arrow pointing right.
- Mushroom:** Middle left, arrow pointing right.
- Girl's face:** Middle right, arrows pointing left and right.
- Leg:** Middle right, arrows pointing left and down.
- Sled:** Bottom left, arrow pointing right.
- Skirt:** Bottom center, arrow pointing right.

Les ceintures d'autonomie - Mots croisés



LECTURE

Mots fléchés

[s]
s - ss - c

Complète la grille.

The crossword puzzle grid is composed of 10 rows and 10 columns. The following table represents the grid structure, where empty cells are for letters and shaded cells are empty:

Clues and their corresponding grid positions:

- Vertical clues:**
 - Row 1, Column 3: Pot
 - Row 1, Column 4: Hand with bracelet
 - Row 2, Column 1: Fruit
 - Row 2, Column 8: Lollipop
 - Row 4, Column 2: Scissors
 - Row 5, Column 5: Fish
 - Row 7, Column 9: Whistle
 - Row 8, Column 1: Bucket
 - Row 8, Column 3: Cup
 - Row 9, Column 4: Belt
- Horizontal clues:**
 - Row 2, Column 3: Pot
 - Row 3, Column 2: Fruit
 - Row 4, Column 3: Scissors
 - Row 5, Column 4: Fish
 - Row 6, Column 3: Cup
 - Row 7, Column 4: Belt

Les ceintures d'autonomie - Mots croisés



LECTURE

Mots fléchés



Complète la grille.



Les ceintures d'autonomie - Mots croisés



LECTURE

Mots fléchés

[z]
s-z

Complète la grille.

A crossword puzzle grid with the following clues and illustrations:

- Clue 13:** A long-sleeved shirt. Illustration: A white button-down shirt. Direction: Down.
- Clue 12:** A dinosaur. Illustration: A Stegosaurus. Direction: Down.
- Clue 11:** A pair of scissors. Illustration: A pair of open scissors. Direction: Down.
- Clue 10:** A bird. Illustration: A hawk or eagle in flight. Direction: Right.
- Clue 9:** A house. Illustration: A simple house with a chimney. Direction: Right.
- Clue 8:** A face with a surprised expression. Illustration: A simple face with wide eyes and an open mouth. Direction: Right.

The grid consists of 13 rows and 6 columns. The clues are placed as follows:

- Clue 13 starts at row 1, column 3 and goes down to row 6, column 3.
- Clue 12 starts at row 2, column 3 and goes down to row 6, column 3.
- Clue 11 starts at row 3, column 3 and goes down to row 4, column 3.
- Clue 10 starts at row 4, column 1 and goes right to row 4, column 6.
- Clue 9 starts at row 5, column 1 and goes right to row 5, column 6.
- Clue 8 starts at row 6, column 1 and goes right to row 6, column 5.

Les ceintures d'autonomie - Mots croisés



LECTURE

Mots fléchés



Complète la grille.

The crossword puzzle grid consists of 10 rows and 10 columns. The starting points and directions are as follows:

- Row 1, Column 3: Bicycle (down)
- Row 1, Column 4: Open book (down)
- Row 2, Column 1: Steam train (down)
- Row 3, Column 7: Rabbit (down)
- Row 3, Column 8: Television (down)
- Row 4, Column 1: Chocolate bar (right)
- Row 5, Column 6: Battery labeled 'ENERGIE' (down)
- Row 6, Column 4: Sled (down)
- Row 7, Column 4: Crescent moon (right)
- Row 8, Column 1: Bed (down)

Shaded cells (diagonal lines) are located at (5, 7), (6, 8), and (7, 9) in a 0-indexed grid starting from (0,0) at the top-left.

Les ceintures d'autonomie - Mots croisés

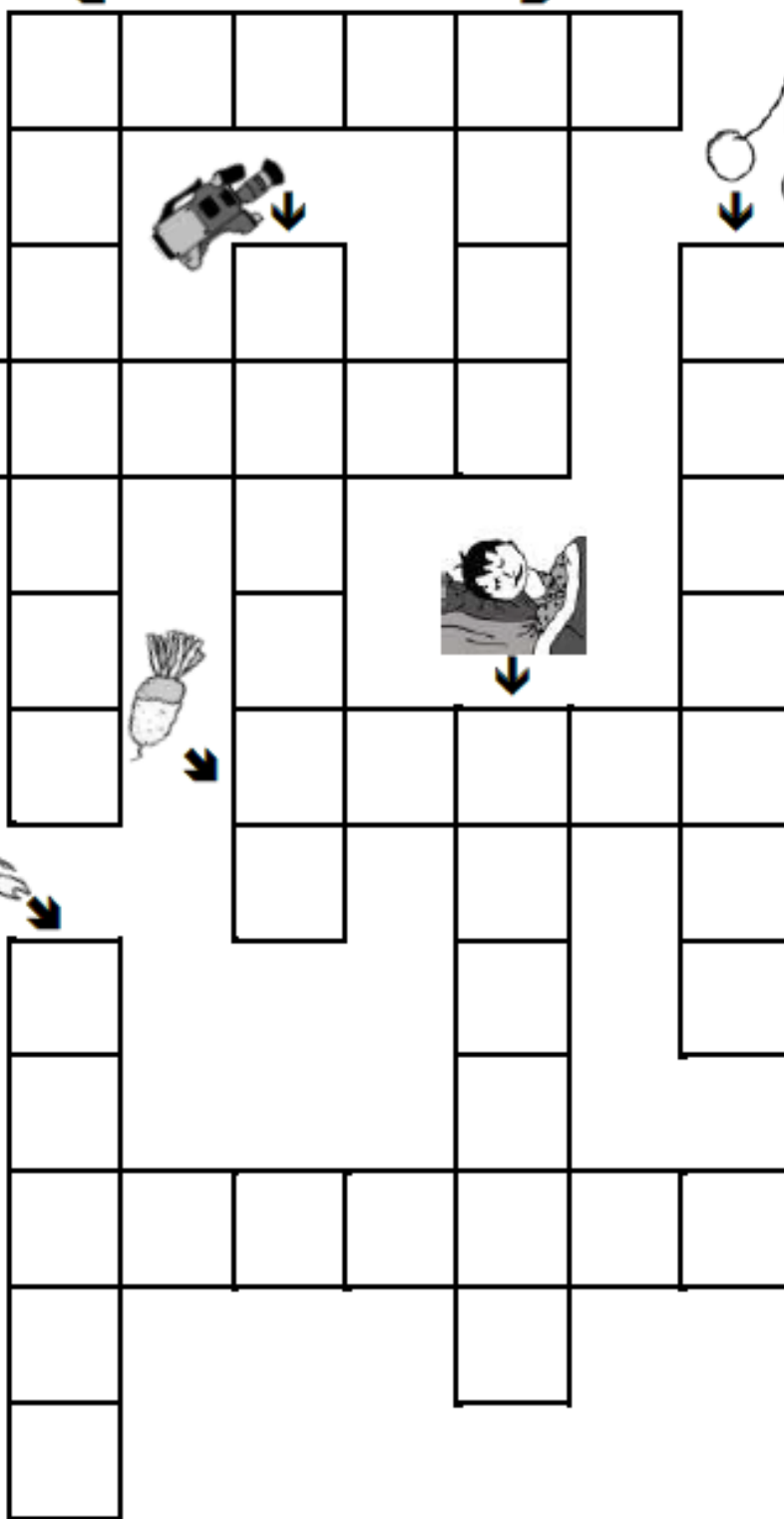


LECTURE

Mots fléchés

[r]
r

Complète la grille.



Les ceintures d'autonomie - Mots croisés



LECTURE

Mots fléchés

[m]
m - mm

Complète la grille.

Wardrobe (vertical, 5 letters)

Suit (vertical, 5 letters)

Ghost (vertical, 5 letters)

Mattress (horizontal, 6 letters)

Apple (horizontal, 5 letters)

Mountain (horizontal, 5 letters)

Tomato (horizontal, 5 letters)

Hand (horizontal, 5 letters)

Bandage (horizontal, 5 letters)

Les ceintures d'autonomie - Mots croisés



LECTURE

Mots fléchés

[b]
b

Complète la grille.

A crossword puzzle grid with the following clues and illustrations:

- Top row: A baby bottle (down arrow) above the first cell.
- Row 2: A banana (right arrow) above the first cell.
- Row 3: A spotted deer (right arrow) above the first cell.
- Row 4: A bar of soap (down arrow) above the 6th cell.
- Row 4: A log (down arrow) above the 8th cell.
- Row 5: A hammer (right arrow) above the first cell.
- Row 6: A spool of thread (down arrow) above the 7th cell.
- Row 7: A teddy bear (down arrow) above the 4th cell.
- Row 7: A dress (right arrow) above the 5th cell.
- Row 8: A robot (right arrow) above the first cell.
- Row 9: A wrapped candy (right arrow) above the first cell.

Les ceintures d'autonomie - Mots croisés



LECTURE

Mots fléchés

[k]
c - q - qu

Complète la grille.

The crossword puzzle grid is composed of empty cells. The following words are indicated by illustrations and arrows:

- Carrot:** A carrot illustration with an arrow pointing right into the first cell of the second row.
- Gift:** A gift box illustration with an arrow pointing down into the first cell of the first row.
- Tractor:** A tractor illustration with an arrow pointing down into the first cell of the third row.
- Boat:** A boat illustration with an arrow pointing down into the first cell of the eighth row.
- Necklace:** A necklace illustration with an arrow pointing down into the second cell of the second row.
- Underwear:** A pair of underwear illustration with an arrow pointing down into the sixth cell of the sixth row.
- Bowling Pin:** A bowling pin illustration with an arrow pointing right into the first cell of the seventh row.
- Shirt:** A shirt illustration with an arrow pointing down into the first cell of the eighth row.
- Cube:** A cube illustration with an arrow pointing right into the first cell of the ninth row.

Les ceintures d'autonomie - Mots croisés

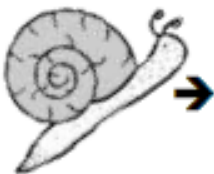

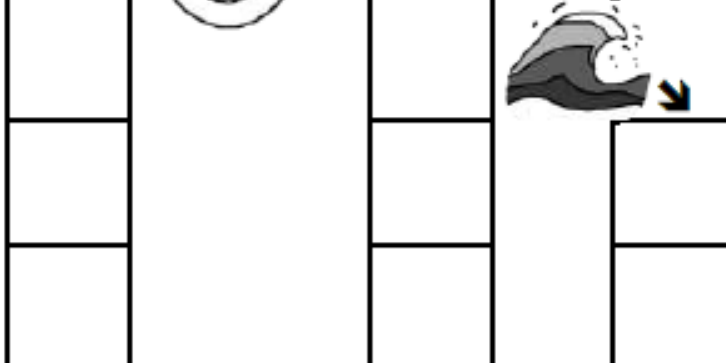
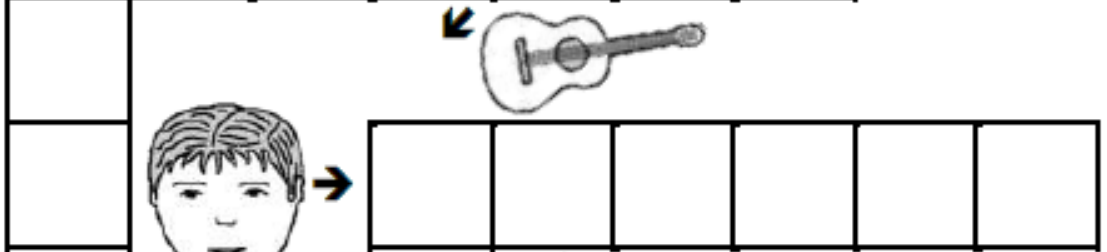


LECTURE

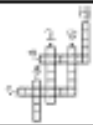
Mots fléchés

[g]
g - gu

Complète la grille.



Les ceintures d'autonomie - Mots croisés






LECTURE

Mots fléchés

[p]
p - pp

Complète la grille.



Les ceintures d'autonomie - Mots croisés



LECTURE

Mots fléchés

[t]
t-tt

Complète la grille.

Complète la grille.

Clues and illustrations:

- Motorcycle (top left)
- Pumpkin (top middle)
- Tiger's head (top right)
- Tent (top far right)
- Tomato (middle left)
- Slide (middle left)
- Turtle (middle left)
- Number 3 (middle right)
- Boots (bottom middle)
- Cup (bottom left)

Grid structure (rows and columns):

- Row 1: 10 empty cells
- Row 2: 10 empty cells
- Row 3: 10 empty cells
- Row 4: 10 empty cells
- Row 5: 10 empty cells
- Row 6: 10 empty cells
- Row 7: 10 empty cells (cell 5 is shaded)
- Row 8: 10 empty cells
- Row 9: 10 empty cells
- Row 10: 10 empty cells

Les ceintures d'autonomie - Mots croisés



LECTURE

Mots fléchés



Complète la grille.

Illustrations and clues for the crossword puzzle:

- Snail (top left)
- Girl's face (top right)
- Caterpillar (middle left)
- Flower (far left)
- Gorilla (middle right)
- Pair of glasses (center)
- Fishing hook (bottom left)
- Bowling ball (bottom left)

Les ceintures d'autonomie - Mots croisés



LECTURE

Mots fléchés

[ã]

an am en em

Complète la grille.

A crossword grid with the following clues and illustrations:

- Across 1: (Illustration of an envelope)
- Across 2: (Illustration of a lightbulb)
- Across 3: (Illustration of a pair of pants)
- Across 4: (Illustration of an elephant)
- Across 5: (Illustration of a tooth)
- Across 6: (Illustration of a panda)
- Across 7: 100 (The number 100)
- Across 8: (Illustration of a tent)
- Down 1: (Illustration of a lightbulb)
- Down 2: (Illustration of a pair of pants)
- Down 3: (Illustration of an elephant)
- Down 4: (Illustration of a tooth)
- Down 5: (Illustration of a swing)

Les ceintures d'autonomie - Mots croisés



LECTURE

Mots fléchés

[ø][œ]
eu œu

Complète la grille.

9

2

* les lettres Œ s'écrivent O et E dans deux cases différentes.

Les ceintures d'autonomie - Mots croisés



LECTURE

Mots fléchés

[È]

in im ain ein

Complète la grille.

A crossword puzzle grid with the following clues and illustrations:

- Down 1:** 20 (indicated by a large number '20' and a downward arrow on the left). Illustration: A horse.
- Down 2:** Illustration: A pencil.
- Down 3:** Illustration: A hand.
- Down 4:** Illustration: A tree.
- Down 5:** Illustration: A rabbit.
- Down 6:** 5 (indicated by a large number '5' and a downward arrow on the right). Illustration: A wristband.
- Down 7:** Illustration: A postage stamp.

Les ceintures d'autonomie - Mots croisés




LECTURE

Mots fléchés

[0] (3)
au

Complète la grille.



Les ceintures d'autonomie - Mots croisés

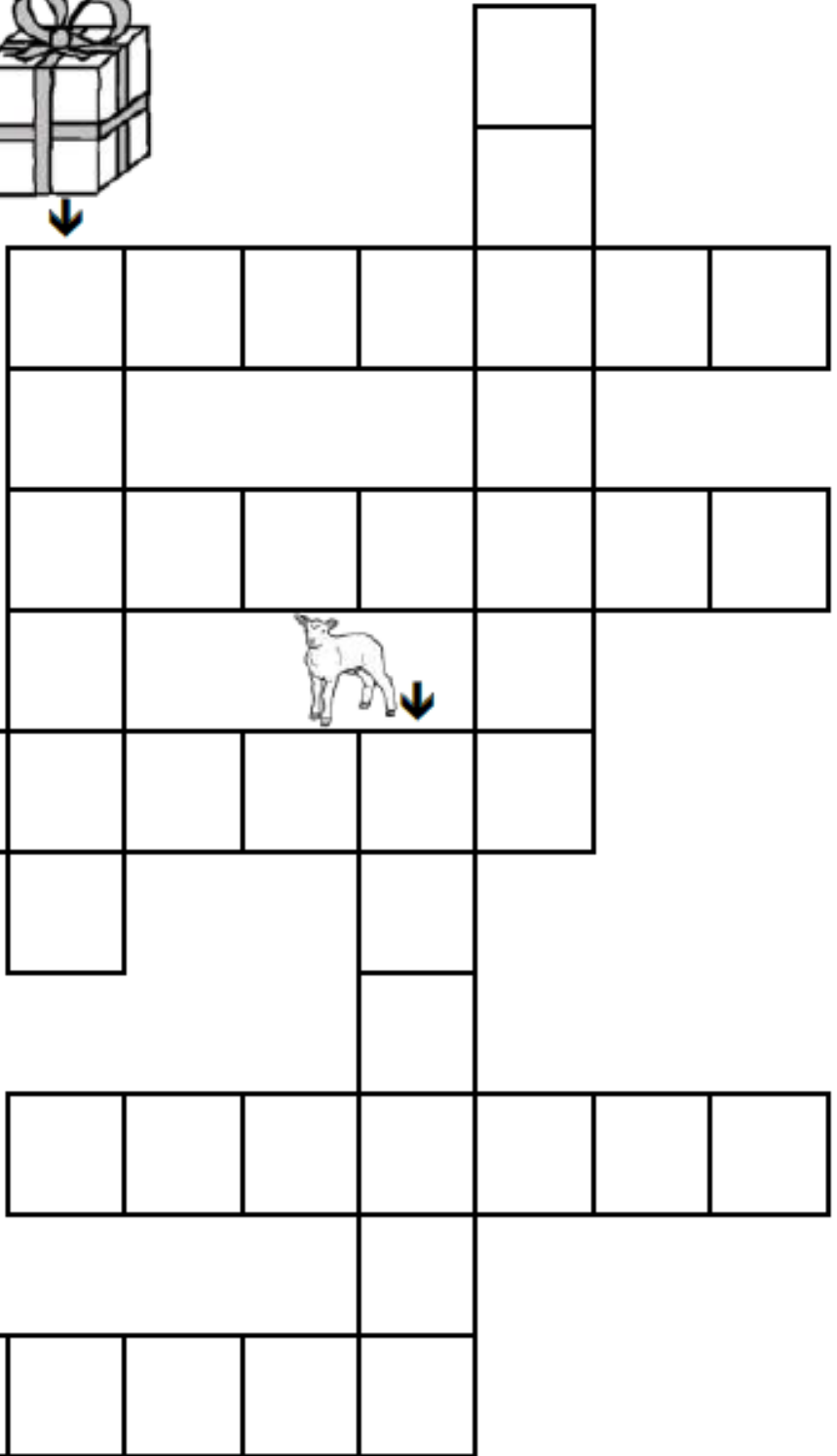


LECTURE

Mots fléchés

[O] (2)
eau

Complète la grille.



Les ceintures d'autonomie - Mots croisés



LECTURE

Mots fléchés

[wa]

oi

Complète la grille.

A crossword grid with the following clues and illustrations:

- Top: A bird flying down into a single square.
- Row 2: A hand pointing right into a 5-letter word.
- Row 3: A pear pointing down into a single square.
- Row 4: A jar pointing down into a single square.
- Row 5: A Volkswagen Beetle pointing down into a single square.
- Row 6: A woman styling a child's hair pointing right into a 9-letter word.
- Row 7: A star pointing right into a 6-letter word.
- Row 8: A wardrobe pointing right into a 7-letter word.
- Row 9: A crown pointing down into a single square.
- Row 10: A box pointing right into a 5-letter word.
- Column 7: A number 3 with a downward arrow.

Les ceintures d'autonomie - Mots croisés



LECTURE

Mots fléchés

[5]

on om

Complète la grille.

Illustrations and clues for the crossword puzzle:

- Pumpkin (down, 1-10)
- Jar of jam (right, 1-10)
- Potato (down, 1-10)
- Lemon (right, 1-6)
- Pair of pants (right, 1-8)
- Pair of compasses (down, 1-10)
- Pair of trousers (right, 1-6)
- Hat (right, 1-6)
- Sweater (right, 1-8)

Les ceintures d'autonomie - Mots croisés

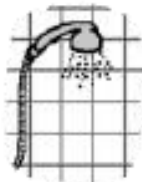
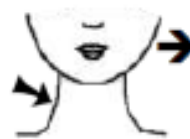



LECTURE

Mots fléchés

[U]
ou

Complète la grille.



Les ceintures d'autonomie - Mots croisés



LECTURE

Mots fléchés

[a][a]
a

Complète la grille.

The crossword puzzle grid is composed of empty cells. The following words are indicated by icons and arrows:

- A flower icon with a downward arrow pointing to a 2-cell vertical word.
- A banana icon with a downward arrow pointing to a 2-cell vertical word.
- A briefcase icon with a rightward arrow pointing to a 7-cell horizontal word.
- An airplane icon with a rightward arrow pointing to a 4-cell horizontal word.
- A cup of tea icon with a downward arrow pointing to a 4-cell vertical word.
- A pineapple icon with a downward arrow pointing to a 2-cell vertical word.
- A padlock icon with a rightward arrow pointing to a 6-cell horizontal word.
- A carrot icon with a rightward arrow pointing to a 5-cell horizontal word.
- A tree icon with a rightward arrow pointing to a 5-cell horizontal word.

Les ceintures d'autonomie - Mots croisés



LECTURE

Mots fléchés

[e]
è é

Complète la grille.

The crossword puzzle grid is composed of 10 rows and 10 columns. The following table represents the grid structure, where empty cells are for letters and the grey cell is a blocked space:

Objects and their grid positions:

- Camera: points to row 2, column 4.
- Elephant: points to row 2, column 6.
- Sofa: points to row 3, column 2.
- Girl: points to row 3, column 9.
- Squirrel: points to row 4, column 4.
- Bicycle: points to row 4, column 6.
- Television: points to row 5, column 2.
- Corn: points to row 7, column 2.
- Hot air balloon: points to row 7, column 7.
- Toaster: points to row 8, column 2.
- Die: points to row 9, column 5.

A single cell at row 8, column 6 is shaded grey.

Les ceintures d'autonomie - Mots croisés



LECTURE

Mots fléchés

[É] (2)
ai ei

Complète la grille.

13

Les ceintures d'autonomie - Mots croisés

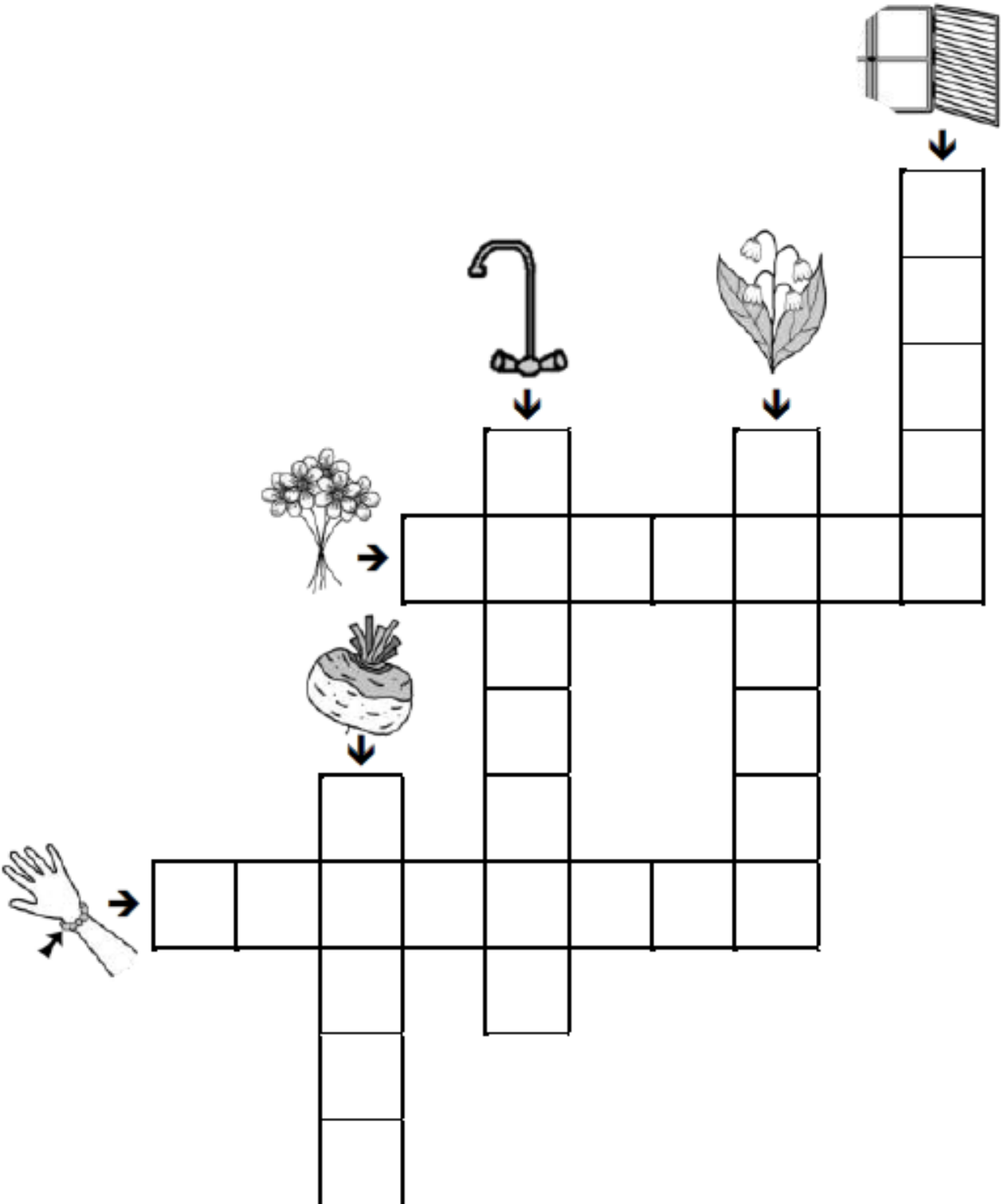


LECTURE

Mots fléchés

[ε] (1)
et

Complète la grille.



Les ceintures d'autonomie - Mots croisés



LECTURE

Mots fléchés



Complète la grille.

The crossword puzzle grid is composed of empty squares. The clues and their corresponding grid positions are as follows:

- Across 1:** A long horizontal row of 10 squares, starting from the 3rd column and ending at the 12th column. Clue: →
- Across 2:** A horizontal row of 6 squares, starting from the 1st column and ending at the 6th column. Clue: →
- Across 3:** A horizontal row of 3 squares, starting from the 2nd column and ending at the 4th column. Clue: →
- Across 4:** A horizontal row of 4 squares, starting from the 4th column and ending at the 7th column. Clue: ↓
- Across 5:** A horizontal row of 4 squares, starting from the 5th column and ending at the 8th column. Clue: →
- Across 6:** A horizontal row of 4 squares, starting from the 6th column and ending at the 9th column. Clue: ↓
- Across 7:** A horizontal row of 4 squares, starting from the 7th column and ending at the 10th column. Clue: ↓
- Across 8:** A horizontal row of 4 squares, starting from the 8th column and ending at the 11th column. Clue: ↓
- Down 1:** A vertical column of 3 squares, starting from the 2nd row and ending at the 4th row. Clue: ↓
- Down 2:** A vertical column of 6 squares, starting from the 3rd row and ending at the 8th row. Clue: →
- Down 3:** A vertical column of 4 squares, starting from the 4th row and ending at the 7th row. Clue: ↓
- Down 4:** A vertical column of 3 squares, starting from the 5th row and ending at the 7th row. Clue: →
- Down 5:** A vertical column of 4 squares, starting from the 6th row and ending at the 9th row. Clue: ↓
- Down 6:** A vertical column of 4 squares, starting from the 7th row and ending at the 10th row. Clue: ↓
- Down 7:** A vertical column of 4 squares, starting from the 8th row and ending at the 11th row. Clue: ↓
- Down 8:** A vertical column of 2 squares, starting from the 10th row and ending at the 11th row. Clue: 10 ↓

Les ceintures d'autonomie - Mots croisés



LECTURE

Mots fléchés

[y]
u

Complète la grille.

The crossword puzzle grid is composed of the following cells (rows and columns):

- Row 1: (1,4), (1,5), (1,6), (1,7), (1,8), (1,9)
- Row 2: (2,1), (2,2), (2,3), (2,4), (2,5), (2,6), (2,7), (2,8), (2,9)
- Row 3: (3,1), (3,2), (3,3), (3,4), (3,5), (3,6), (3,7), (3,8), (3,9)
- Row 4: (4,1), (4,2), (4,3), (4,4), (4,5), (4,6), (4,7), (4,8), (4,9)
- Row 5: (5,1), (5,2), (5,3), (5,4), (5,5), (5,6), (5,7), (5,8), (5,9)
- Row 6: (6,1), (6,2), (6,3), (6,4), (6,5), (6,6), (6,7), (6,8), (6,9)
- Row 7: (7,1), (7,2), (7,3), (7,4), (7,5), (7,6), (7,7), (7,8), (7,9)
- Row 8: (8,1), (8,2), (8,3), (8,4), (8,5), (8,6), (8,7), (8,8), (8,9)
- Row 9: (9,1), (9,2), (9,3), (9,4), (9,5), (9,6), (9,7), (9,8), (9,9)

Clues and illustrations:

- Down 1: Suit (1,4)
- Down 2: Log (2,5)
- Down 3: Sled (3,8)
- Down 4: Turtle (4,2)
- Down 5: Sweater (5,3)
- Across 1: Car (1,1)
- Across 2: Tube of cream (2,6)
- Across 3: Glasses (3,1)
- Across 4: Cloud (4,1)